

# 1x8 HDMI Splitter

## Operation Manual



**CLUX-18S**

## **TABLE OF CONTENTS**

<b>1. Introduction.....</b>	<b>1</b>
<b>2. Features.....</b>	<b>1</b>
<b>3. Operation Controls and Functions.....</b>	<b>2</b>
3.1 Front Panel.....	2
3.2 Rear Panel.....	3
<b>4. Connection and Installation.....</b>	<b>4</b>
<b>5. Specifications.....</b>	<b>4</b>
<b>6. Cypress HDMI v1.3 Series.....</b>	<b>6</b>

## 1. Introduction

The HDMI Distribution Amplifier Series is the most advanced solution to HDMI signal distribution. Each product in this series is compatible to HDMI specifications, a cutting edge technology which defines the support to transfer Deep Color (10-bit and 12-bit ) video and new lossless compressed (Dolby TrueHD, Dolby Digital Plus and DTS-HD Master Audio) digital audio, with a high bandwidth up to 225MHz (6.75Gbps). Besides splitting and distributing, the HDMI DA series also does signal amplification and equalization, so as to provide high performance I/O of audio and video. Each of the buffered output can run up to 15 meters and can be cascaded.

## 2. Features

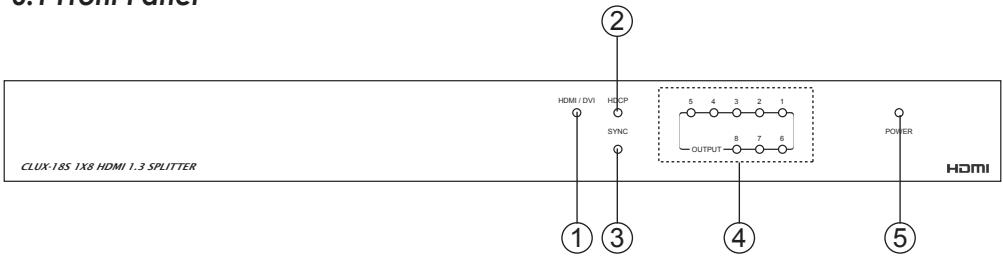
- HDMI HDCP1.1 and DVI1.0 compliant Receiver.
- Deep color video up to 12bit, 1080p@60Hz.
- One HDMI source to connect up to eight HDMI displays simultaneously.
- HDCP keysets allows each output to work independently when connecting to a HDMI display.
- Splits a HDMI source up to eight outputs without signal loss.
- Supports DVI source and DVI display by using HDMI to/from DVI adaptor cable.
- Supports LPCM 7.1CH, Dolby TrueHD, Dolby Digital Plus and DTS-HD Master Audio transmission (32-192kHz Fs sample rate).
- Supports a wide range of PC and HDTV resolutions from VGA to UXGA and 480i to 1080p.
- HDMI cable distance test with 1080p resolution: Input or Output source can run up to 15M/5.1CH.

### Note:

- A. Cable tested with 24AWG using cables of another type may result in a different operating distance.
  - B. Cable distance test included the following: PS3 120G and 37" Samsung 12-bit LCD TV.
  - C. Figures provided in this manual are reference figures only, actual figures may depend on source and display use with cable specification.
- Can selected EDID source from TV or this splitter.
  - Full HDCP Compliant.

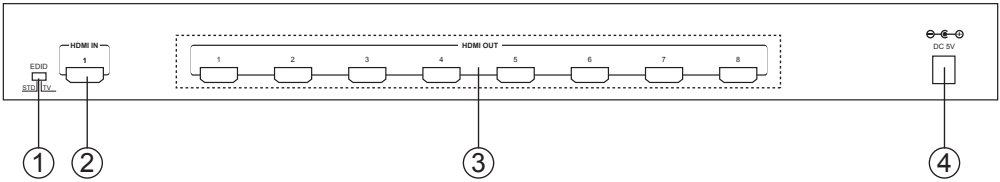
## 3. Operation Controls and Functions

### 3.1 Front Panel



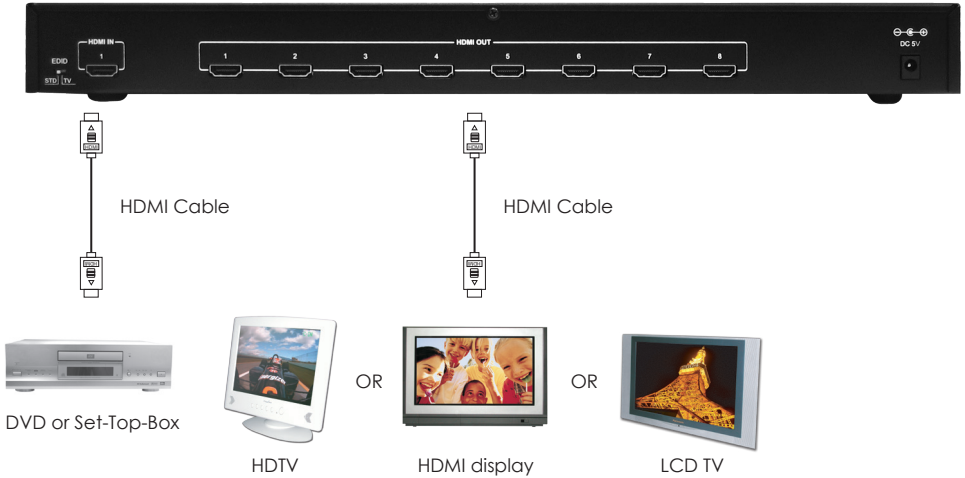
- ① HDMI/DVI Indicator: The LED will illuminate when the selected HDMI input source is originally from an HDMI output, the LED will not illuminate when the selected HDMI input source is originally from a DVI output.
- ② HDCP Indicator: The LED will illuminate when the selected HDMI input source is HDCP-protected.
- ③ SYNC Indicator: The LED will illuminate when the selected HDMI IN connects to an HDMI or DVI output correctly.
- ④ HDMI output Indicator: The LED will illuminate when the output sources are been connected.
- ⑤ POWER Indicator: The power LED will illuminate when power on.

### 3.2 Rear Panel



- ① EDID Control Jumper: Default factory setting is TV, leave as is if the display is properly. Switch to STD to use build-in EDID if the display has problems. When the EDID control jumper in TV selection, the unit will detect the first HDMI output source's EDID and record in the unit. If the first detected output source is DVI it will pass to next source, until the first HDMI been detected.
- ② HDMI Input: Connect input port to the HDMI or DVI output of your source equipment such as DVD player or set-top-box.
- ③ HDMI Outputs 1 to 8: Connect each of the output ports to the HDMI display. When more than one output connected, the HDMI outputs play identical video signal simultaneously.
- ④ Power: Plug the 5V DC power supply into the splitter and connect the adaptor to AC wall outlet.

## 4. Connection and Installation



## 5. Specifications

Frequency Bandwidth	2.25Gbps (Single Link)
Input Port	1x HDMI female port (Type A)
Output Port	8 x HDMI female ports (Type A)
Power Supply	5VDC/5A (US/EU standards, CE/FCC/UL certified)
Dimensions (mm)	436(W) x 160(D) x 44(H)
Weight(g)	2000
Chassis Material	Metal
Silkscreen Color	Black
Operating Temperature	0°C ~ 40°C



## 6. Cypress HDMI v1.3 Series:

Product	Description
CLUX-11S	1x1 HDMI V1.3 Repeater
CLUX-12S	1x2 HDMI V1.3 Splitter
CLUX-14S	1x4 HDMI V1.3 Splitter
CLUX-18S	1x8 HDMI V1.3 Splitter
CLUX-21SY	2x1 HDMI V1.3 Switcher
CLUX-31S	3x1 HDMI V1.3 Switcher
CLUX-31SY	3x1 HDMI V1.3 Switcher
CLUX-41SY	4x1 HDMI V1.3 Switcher
CLUX-41AT	4x1 HDMI V1.3 Switcher with Digital Audio
CLUX-42S	4x2 HDMI V1.3 Switcher
CLUX-110S	1x10 HDMI V1.3 Splitter
CLUX-210S	2x10 HDMI V1.3 Splitter
CLUX-210T	2x10 HDMI V1.3 Splitter with Digital Audio



**CYPRESS TECHNOLOGY CO., LTD.**

Home page: <http://www.cypress.com.tw>